



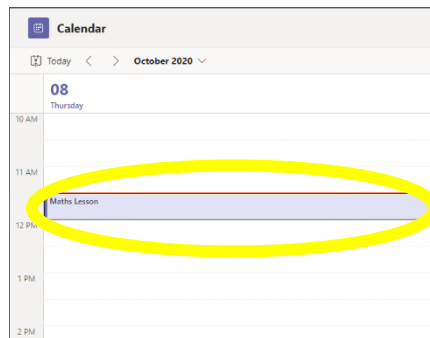
## How to access Home Learning Resources

### How to access live lessons on Microsoft Teams

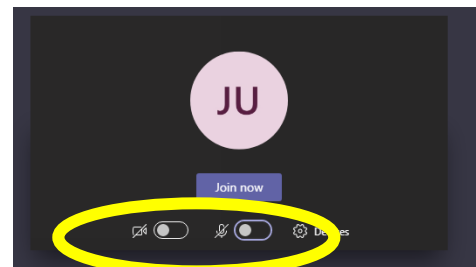
1. Search for Office 365 using Google: <https://www.office.com/>
2. Sign in using your student details (email and password).
3. In the top left hand corner of the screen, there is a square made up on 9 dots.
4. Click the square to reveal a list of Apps and Select Teams.
5. Select the three dots on the left hand side and choose 'Calendar'
6. Find **today's date** and live lesson links will be here ready to join at the time of the lesson.



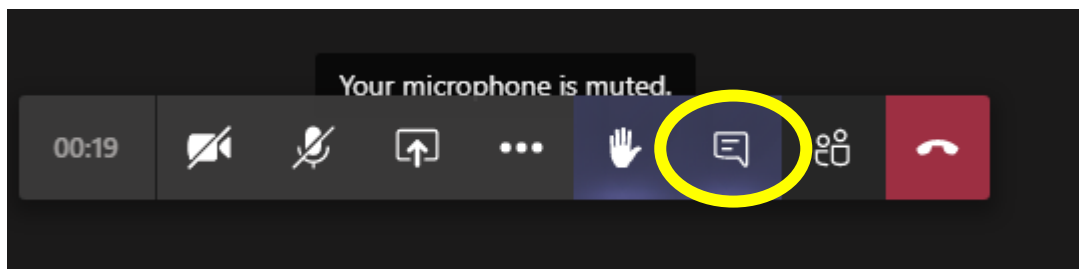
7. Click on the lesson to join



8. Turn **cameras and microphones off** and then click join now



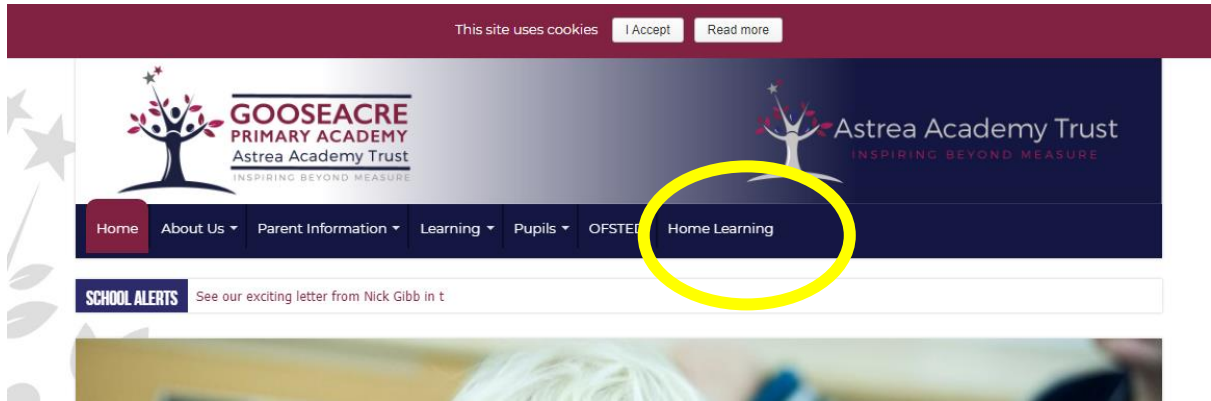
9. During the lesson:  
Use the **chat function** to raise a question should you have one.



## How to access online learning resources in Microsoft Teams

1. <https://www.astreagooseacre.org/>

Select the home learning tab



2. Sign into the account using your email and password to view work set using Microsoft teams

### **Pupil Microsoft Office 365 Login**

